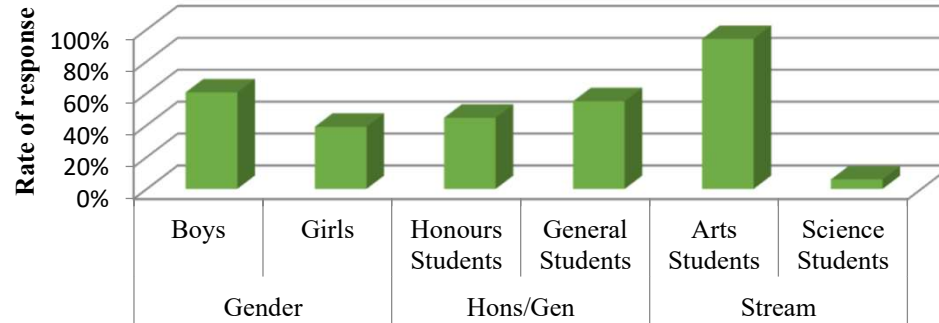


Student Feedback Report 2017-18

Param.	No. of Students submitting feedback	1011	
Gender	Boys	612	61%
	Girls	399	39%
Hons/Gen	Honours Students	451	45%
	General Students	560	55%
Stream	Arts Students	951	94%
	Science Students	60	6%



Question wise feedback report

Are the classes for Honours and General regular?		
Yes	901	89%
No	110	11%

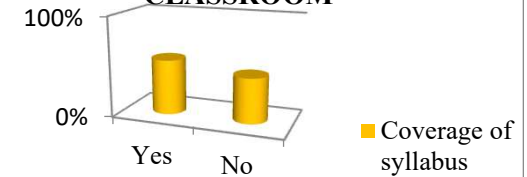
Was the syllabus completely covered in the classroom?		
Yes	1000	99%
No	11	1%

Do you find the teachers easily accessible for expressing various problems and grievances?		
Always	651	64%
Sometimes	360	36%
Never	0	0%

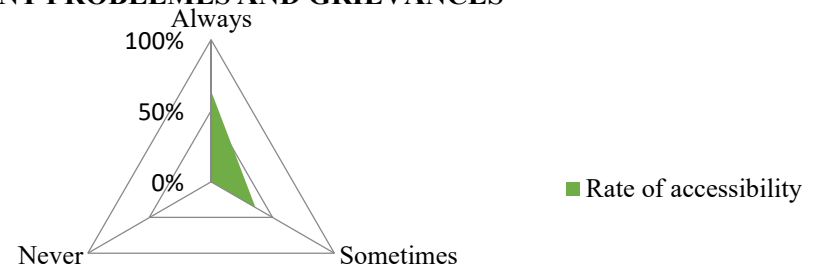
FEEDBACK REPORT FROM STUDENTS REGARDING REGULAR CLASSES



RATE OF COVERAGE OF SYLLABUS IN THE CLASSROOM



ACCESSIBILITY OF TEACHERS REGARDING STUDENTS DIFFERENT PROBLEMES AND GRIEVANCES



Are the teachers punctual in attending the class?		
Yes	551	55%
No	460	45%

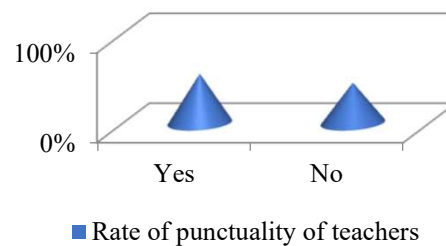
Do the teachers provide you with the materials, notes, books etc. related to the curriculum?		
Always	330	33%
Sometimes	681	67%
Never	0	0%

Is the library equipped with enough and quality books for your perusal?		
Yes	482	48%
Somewhat	451	45%
No	78	7%

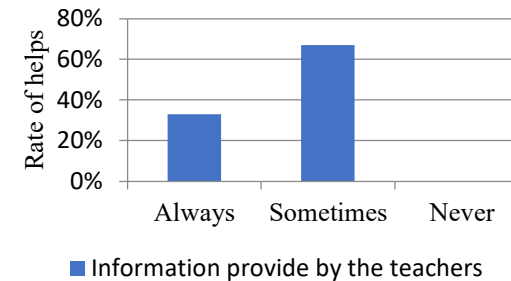
Did the teacher effectively explain and illustrate course concepts?		
Yes	971	96%
Somewhat	30	3%
No	10	1%

Did the teacher create a welcoming and inclusive learning environment?		
Yes	551	55%
Somewhat	300	30%
No	160	15%


RATE OF PUNCTUALITY OF TEACHERS IN THE CLASSROOM



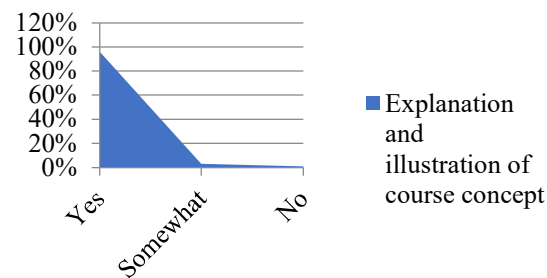
HELPS OF TEACHERS RELATED TO CURRICULAM



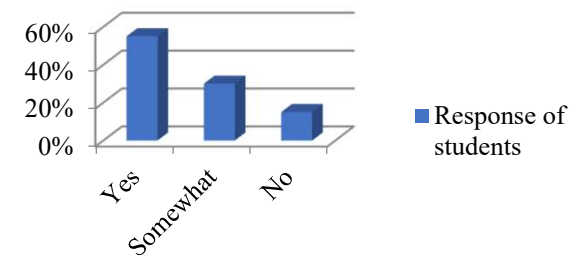
LIBRARY FACILITY



TACHERS RESPONSE REGARDING COURSE CONCEPTS



CREATION OF INCLUSIVE LEARNING ENVIRONMENT BY THE TEACHERS



Are the instructors well prepared for the classes?		
Yes	692	68%
Somewhat	301	30%
No	18	2%

Are the teachers efficient in communication and easy to understand?		
Yes	752	74%
Somewhat	231	23%
No	28	3%

